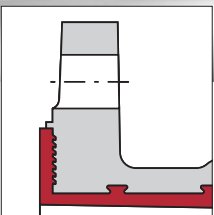


# Richter Pipeline Strainers



Lining PFA, optional PFA-P  
highly permeation resistant,  
PFA-L antistatic

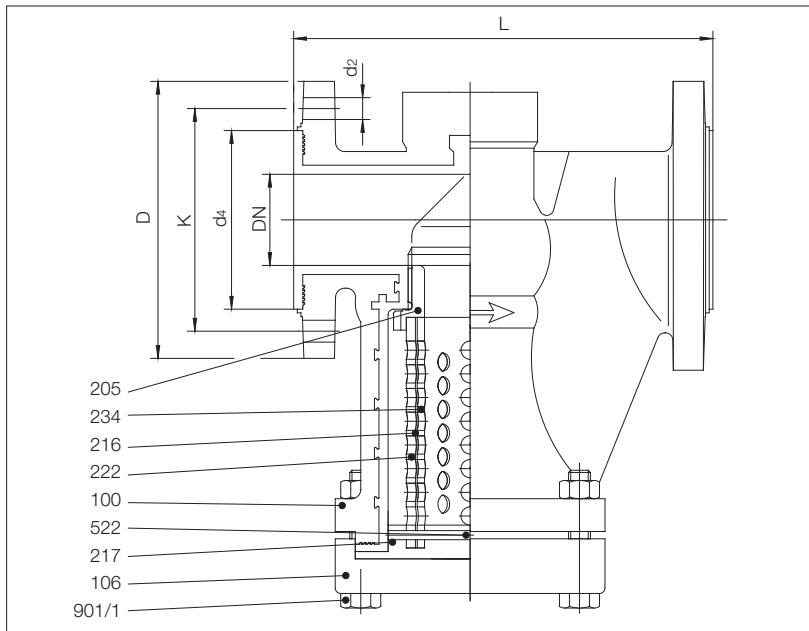


Filterweb 85-2000  $\mu\text{m}$   
-60 °C bis +150 °C  
(-76 °F bis +300 °F)

 **RICHTER**  
Process Pumps & Valves

  
FLUID & METERING

# No compromises in the face of corrosive media: Corrosion resistant Richter pipeline strainers!



- The ductile cast iron EN-JS 1049 (ASTM A395) used for the shell, meets the requirements of the chemical industry
- The fluoroplastic lining PFA provides a reliable protection against corrosive chemicals
- The especially thick-walled lining prevents damage even with permeating chemicals
- Filter cross-cut surface  $\geq 130\%$  of DN with standard mesh 250  $\mu\text{m}$  (except of DN 65)
- Further technical data:  
Pressure range to 16 bar\*  
Temperature to 150 °C (300 °F)  
Low temperatures to -10 °C (PS 16 bar) resp. -60 °C (PS 12 bar)
- High vacuum stability by interlocked lining

### Installation and connecting dimensions:

face-to-face to

- ISO 5752 - R.1 (DIN EN 558-1 R.1), flanges ISO 7005-2 PN 16 DIN 2532/33 drilled to ASME/ANSI on request.
- ANSI/ISA 75-08.01 Cl.150, flanges to ASME/ANSI B16.5 150 lbs
- ANSI/ISA 75-08.01 Cl.300 for DN 1" to 2", flanges to ASME/ANSI B16.5 Cl.300, max. 16 bar
- Flange with groove according to DIN 2512 on request.

### Identification

of valves according to DIN EN 19

\* $\Delta p (=p_1-p_2)$  max. 2 bar ( $\leq 100^\circ\text{C}$ )  
max. 1 bar at 150 °C

Pos.	Description	Materials
100	Shell	Ductile cast iron EN-JS 1049 (ASTM A395)
106	Cover	Ductile cast iron EN-JS 1049 (ASTM A395)
205	Seat ring	TFM 1600
216	Filterweb 85, 105, 250, 500, 1000 1800 and 2000 $\mu\text{m}$	ETFE
217	Strainer basket support	TFM 1600
(220)	Complete strainer basket consisting of pos. 234, 216, 222, 217 and 522	
222	Inner tube	TFM 1600
234	Outer tube	TFM 1600
522	Locking rope	PTFE
901/1	Cover bolting	Stainless steel


### Face to face and flange dimensions to ISO 5752 series 1/ISO 7005-2 PN 16 Dimensions for ANSI/ISA on request

DN	L	D	K	d <sub>4</sub>	d <sub>2</sub>
15	130	105	65	50	4 x 14
20*	130	105	75	50	4 x 14
25	160	115	85	68	4 x 14
40	200	150	110	88	4 x 18
50	230	165	125	102	4 x 18
65*	290	185	145	122	4 x 18
80	310	200	160	138	8 x 18
100	350	220	180	158	8 x 18

\*reduced passage

all dimensions in mm

Presented by:



### Richter Chemie-Technik GmbH

Otto-Schott-Str. 2, D-47906 Kempen, Germany  
Tel. +49 (0) 21 52/146-0, Fax +49 (0) 21 52/146-190  
www.richter-ct.com, richter-info@idexcorp.com